

Focus Parent Portal: Texas Assessment Site

Introduction

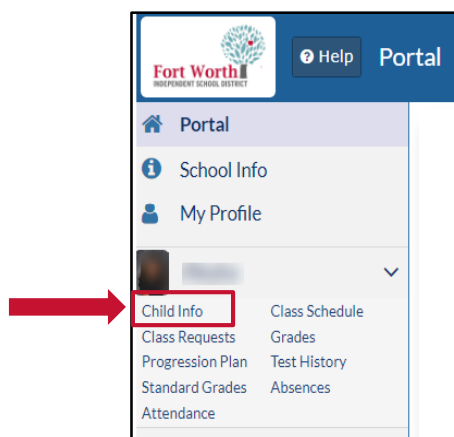
This guide will walk through how to access the Texas Assessment Site from the Parent Portal.

Getting Started

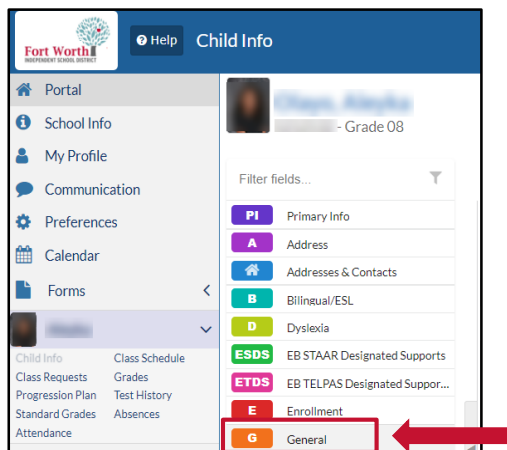
1. Log in to the **Focus Parent Portal** at

<https://fwisd.focusschoolsoftware.com/focus>.

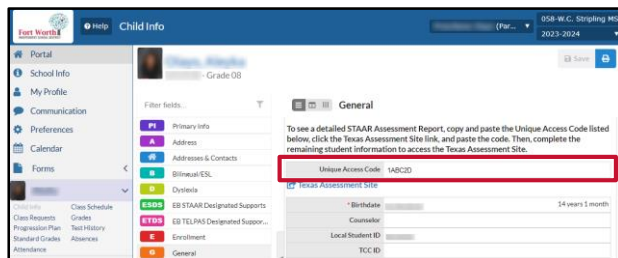
2. In the menu on the left side of the webpage, click on the **Child Info** link.



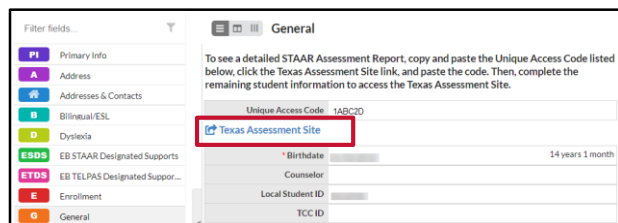
3. Click on the **General** tab.



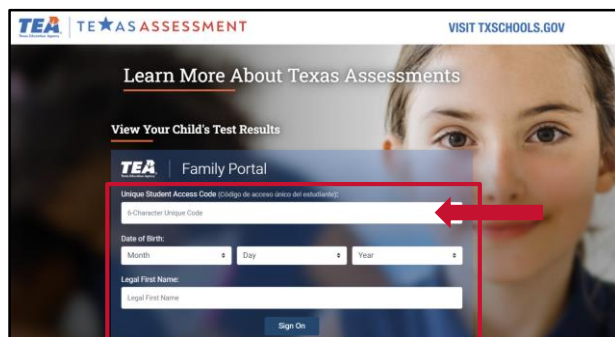
4. In the General information section, find the **Unique Access Code**. Copy the Unique Access Code.



5. Click the **Texas Assessment Site** link.



6. On the Texas Assessment Site, **paste the Unique Access Code** in the Unique Student Access Code field and complete remaining student information fields (student birthday, student first name) to access the site.



Questions About the STAAR Report Card?

Learn more at

<https://www.texasassessment.gov/taar-score>